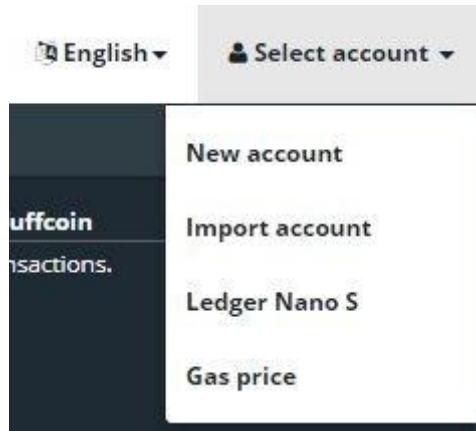
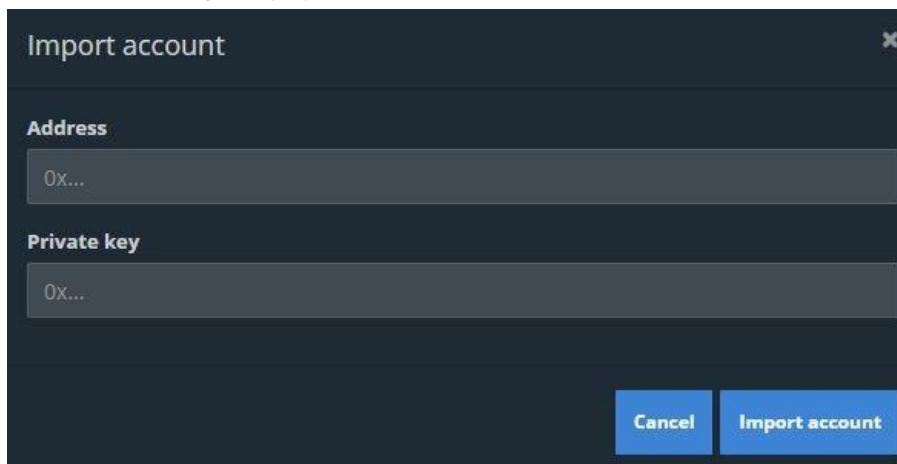


# Trading Cuffcoin

1. Go to the trading place via this link:<https://forkdelta.github.io/#!/trade/0x594bf6fa5d53e09ae8065d397c08bfa9017adc9-ETH>
2. Import your account via "Select Account" and "Import account"



3. Enter the details of your paper wallet:

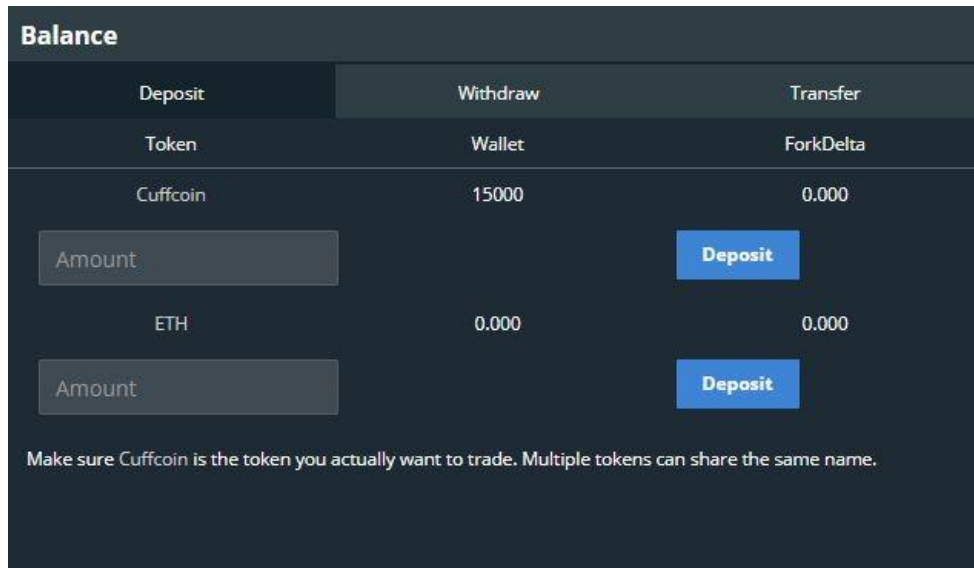
A screenshot of a dark-themed dialog box titled 'Import account'. It has a close button (X) in the top right corner. There are two input fields: 'Address' and 'Private key', both containing '0x...'. At the bottom right, there are two buttons: 'Cancel' and 'Import account'.

At "Address" the address will appear at "Your Address"

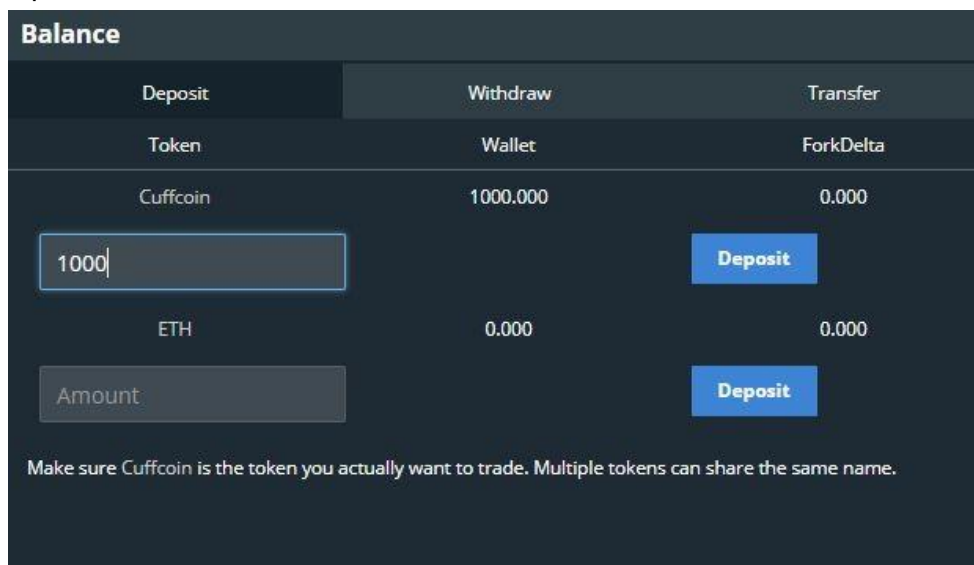
At "Private key" the key is placed at "Private key"



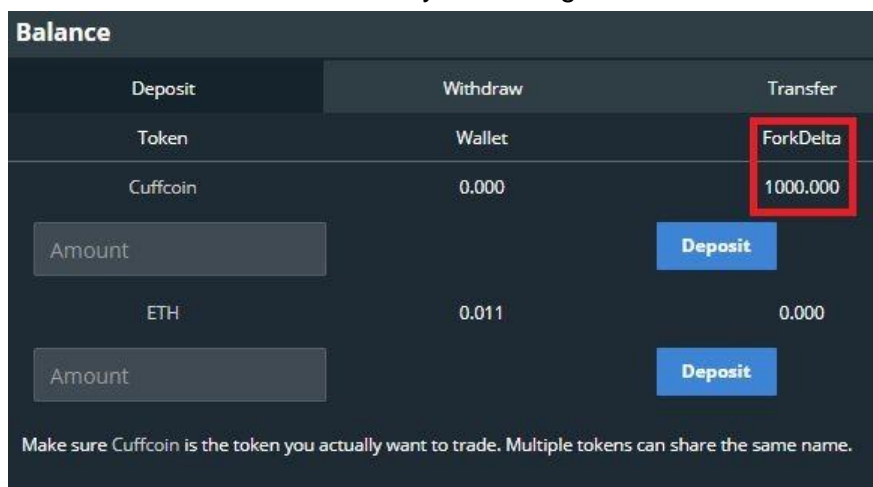
4. At balance you will now see your Cuffcoin



5. Enter the number of Cuffcoin you want to transfer to the trading point and press "Deposit"



6. Press "OK" at the notification  
7. After 5-10 minutes the Cuffcoin is on your trading account under "ForkDelta"



8. Prepare your sales order, enter the quantity at "Cuffcoin" and the price in ethereum per cuffcoin at "Cuffcoin / ETH". Then press "Sell"

### New Order

Buy	Sell
Cuffcoin	1000
Cuffcoin/ETH	0.0006144242230605699
ETH	0.614
Expires	10000
<b>Sell</b>	

9. Your sales will now be placed in the order book

### Order Book

0.000614424	1000.000	0.614
<b>Cuffcoin/ETH</b>	<b>Cuffcoin</b>	<b>ETH</b>
0.000000001	1250000.000	0.001